

**SHALLOW WATER  
EARLY PRODUCTION UNIT**

**FPU SALE/CHARTER**

# FLOATING PRODUCTION UNIT (FPU)



---

# FLOATING PRODUCTION UNIT (FPU)

- **UNIQUE “ONE OF A KIND” UNIT**
- **EXISTING, READY FOR SERVICE**
- **BUILT FOR ROBUST ENVIRONMENTAL CONDITIONS**
- **CLASSED BY ABS**
- **PRISTINE CONDITION (LIKE NEW EQUIPMENT)**
- **NEVER INSTALLED**
- **AVAILABLE FOR IMMEDIATE SITE INSPECTION**
- **IDEAL FOR SHALLOW WATER MARGINAL FIELDS (MIN. 3M)**
- **8-POINT SPREAD MOORED SYSTEM**
- **TERMS OF OFFER “AS-IS-WHERE-IS” OR**
- **MODIFIED TO SUIT CUSTOMER REQUIREMENTS**

# **FLOATING PRODUCTION UNIT**

## **▶ FPU PROCESS CAPABILITY**

### **▶ PROCESS CAPACITY (BASE CASE, BUT CAN BE INCREASED SUBJECT TO CRUDE CHARACTERISTICS)**

- 25,000 BOPD
- 20,000 BWPD
- 15 MMSCFD

### **▶ PROCESS MODULES**

- two (2) three phase separator vessels
- one (1) two phase separator
- process heaters and exchangers
- Pumps & compressors
- instrumentation and separation control systems

### **▶ STORAGE**

- Direct or indirect offloading to shuttle tanker, fso or pipeline
- Optional onboard storage of 50,000 BBL

### **▶ GAS PRODUCTION**

- Sent to the onboard flare system for burning, or
- Option to install gas compression module for reinjection into the well

### **▶ WATER PRODUCTION**

- Water treated and discharged overboard
- Option for reinjection into disposal well

# SITE VISIT PHOTOS TAKEN SEPTEMBER 2021

## ▶ PROCESS MODULE PHOTOS





# SITE VISIT PHOTOS TAKEN SEPTEMBER 2021

## ▶ PROCESS MODULE PHOTOS



# SITE VISIT PHOTOS TAKEN SEPTEMBER 2021

## ▶ PROCESS MODULE PHOTOS





# SITE VISIT PHOTOS TAKEN SEPTEMBER 2021

## ▶ CONTROL ROOM AND GENERATOR SET





# SITE VISIT PHOTOS

## ▶ ACCOMMODATION MODULES UP TO 72 POB



Staterooms



Bridge Module



Dome Operations Control Room



Hospital



Staterooms Sanitary Services

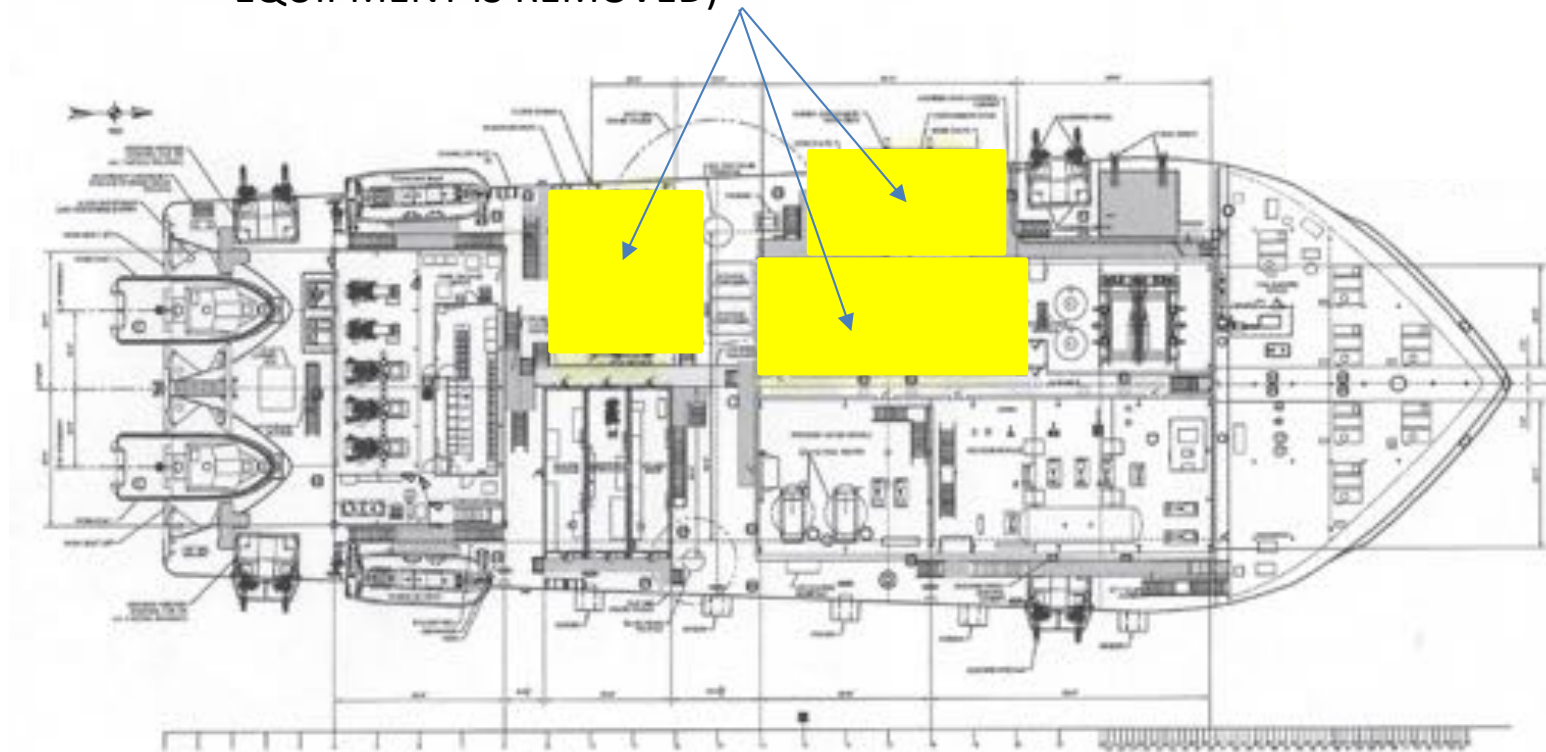


Kitchen and Galley



# VESSEL PLANS

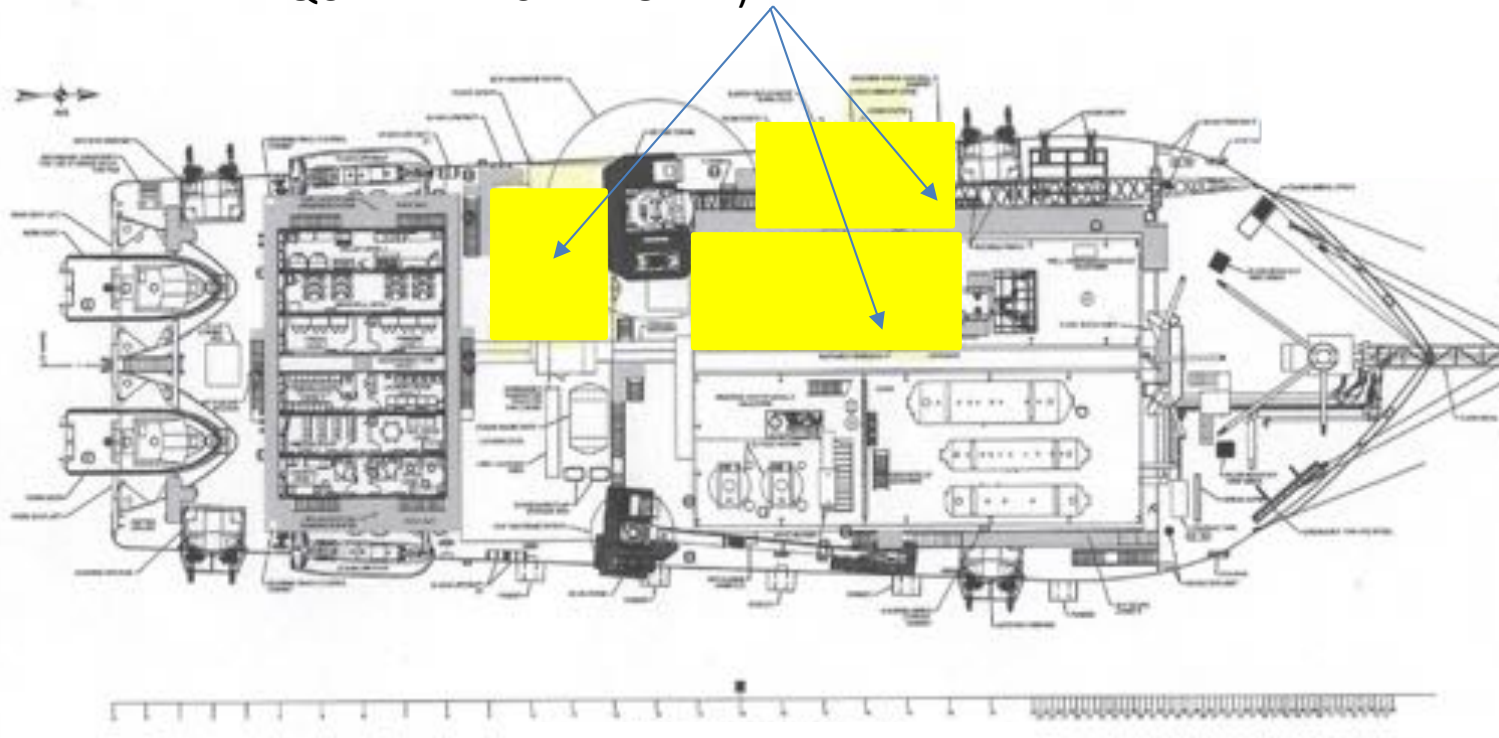
DECK SPACE AVAILABLE (AFTER  
EQUIPMENT IS REMOVED)



MAIN DECK

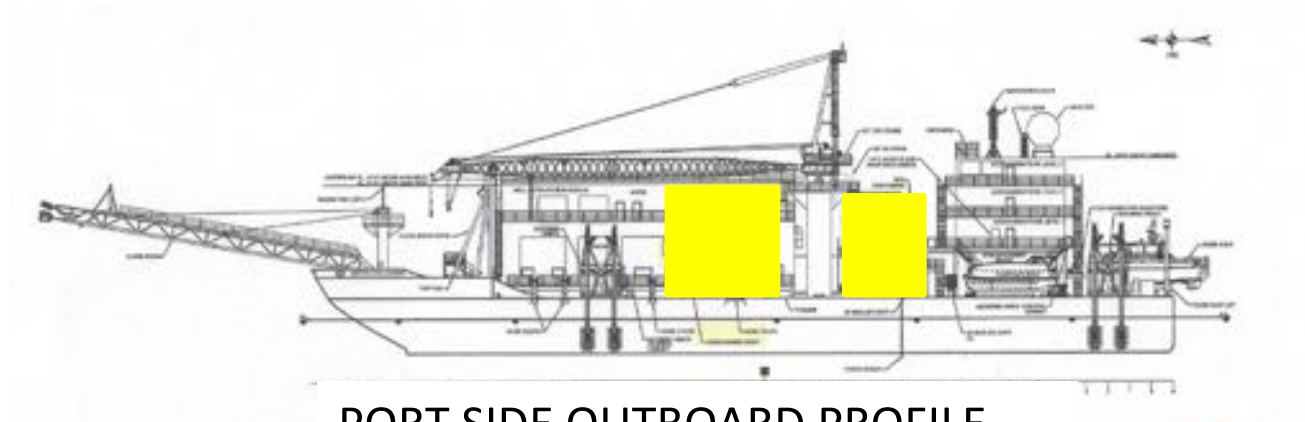
# VESSEL PLANS

DECK SPACE AVAILABLE (AFTER  
EQUIPMENT IS REMOVED)

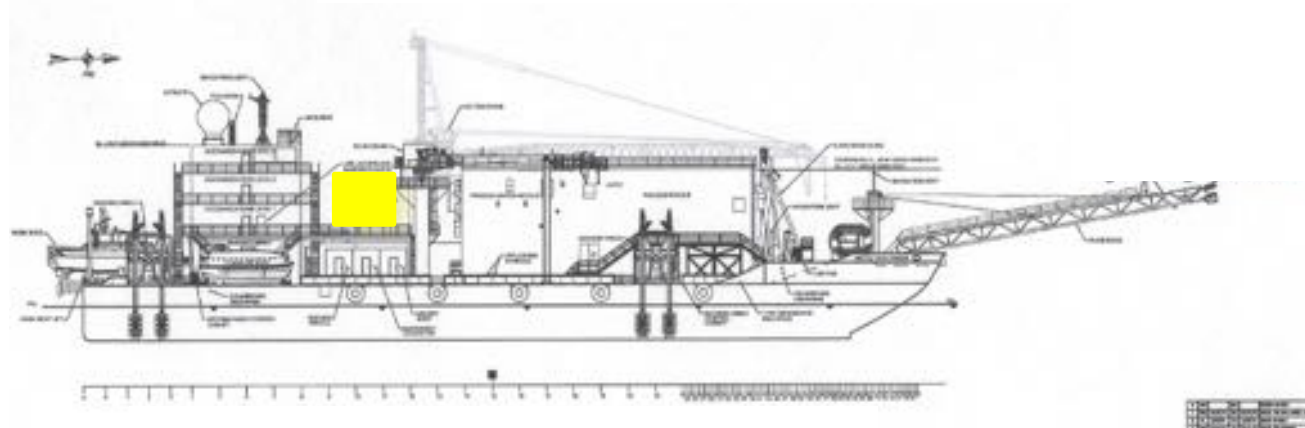


ABOVE MAIN DECK

# VESSEL OUTBOARD PROFILES



PORT SIDE OUTBOARD PROFILE



STBD SIDE OUTBOARD PROFILE